

# Bromley Community COVID-19 Monitoring Service

## Patient Survey Results

Thursday, September 24, 2020

Bromley Community COVID-19 Monitoring Service (BCCMS) was set up to triage and monitor patients at home with acute COVID-19 from the start of the pandemic. BCCMS receives referrals from GPs, 111 and local hospitals. To date the service has received 3,165 referrals.

BCMS recognised that patients were suffering from chronic symptoms long after they were suspected of contracting COVID-19. However the prevalence of symptoms (how widespread they are) and their duration was not clear. We therefore decided to survey all our patients (including children) to try to identify whether they continued to be troubled by symptoms and what these were.

The survey was initiated in mid-August 2020.

We had 447 responses to 2600 questionnaires sent out (17% response rate).

Responses by question are detailed in the following slides.

# Responses received and survey dates

**447**

## Total Responses

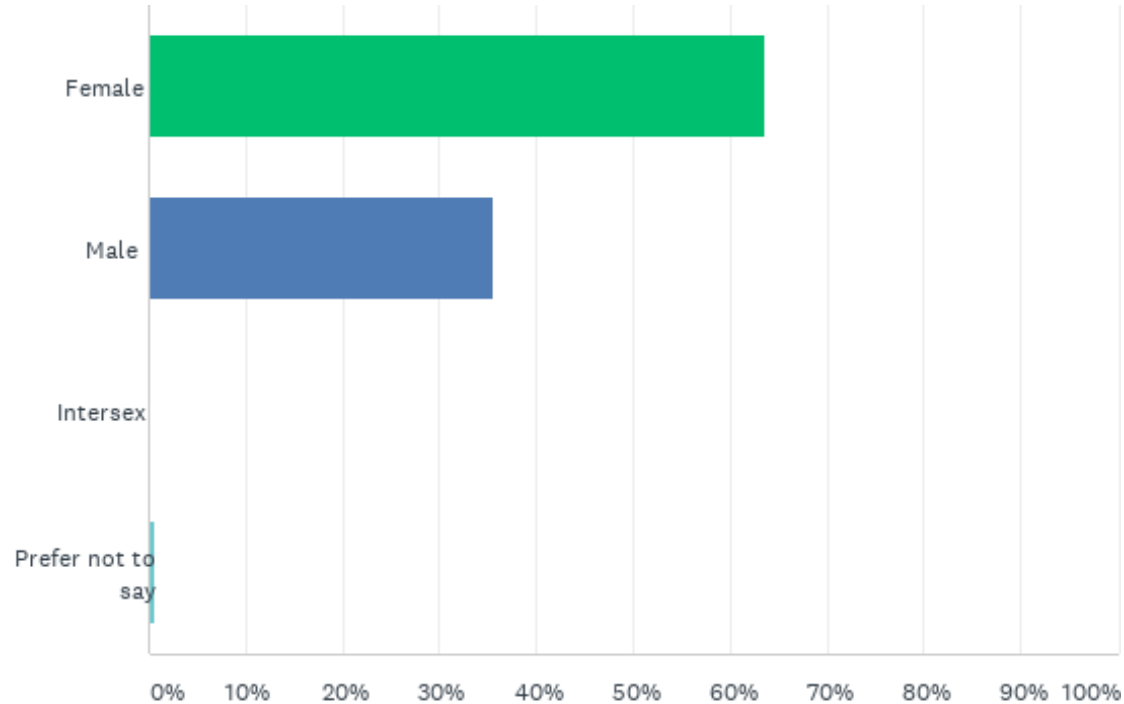
Date survey created: Wednesday, July 22, 2020

Date survey sent out: Tuesday, August 11, 2020

Total number of surveys sent out by email, SMS or post: 2711

## Q1: What is your Gender?

Answered: 442 Skipped: 5



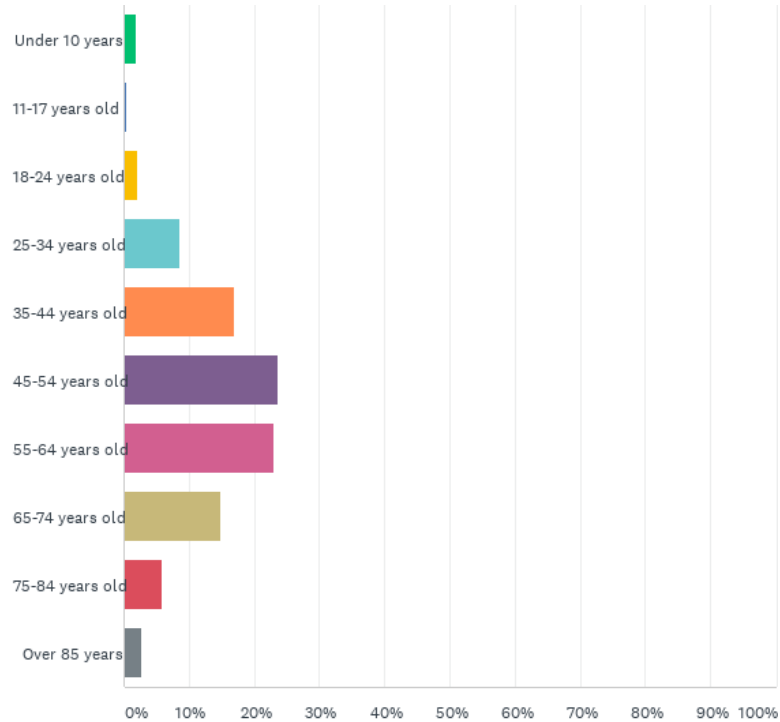
## Q1: What is your Gender?

Answered: 442 Skipped: 5

ANSWER CHOICES	RESPONSES	
Female	63.57%	281
Male	35.52%	157
Intersex	0.23%	1
Prefer not to say	0.68%	3
TOTAL		442

## Q2: What is your age?

Answered: 443 Skipped: 4



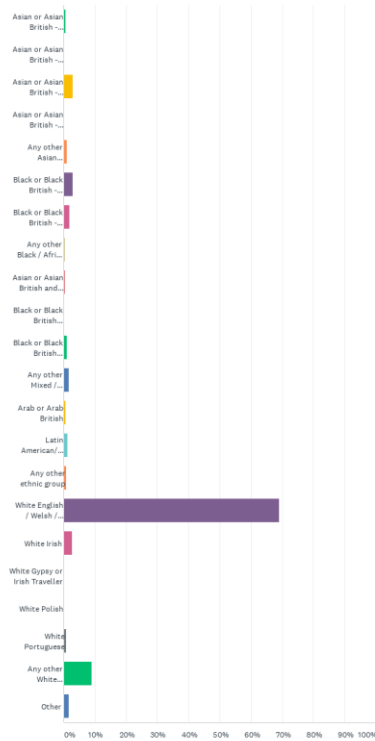
## Q2: What is your age?

Answered: 443 Skipped: 4

ANSWER CHOICES	RESPONSES	
Under 10 years	1.81%	8
11-17 years old	0.45%	2
18-24 years old	2.03%	9
25-34 years old	8.58%	38
35-44 years old	16.93%	75
45-54 years old	23.70%	105
55-64 years old	23.02%	102
65-74 years old	14.90%	66
75-84 years old	5.87%	26
Over 85 years	2.71%	12
<b>TOTAL</b>		<b>443</b>

### Q3: What is your ethnic group? (Choose an option that best describes your ethnic group or background)

Answered: 443 Skipped: 4





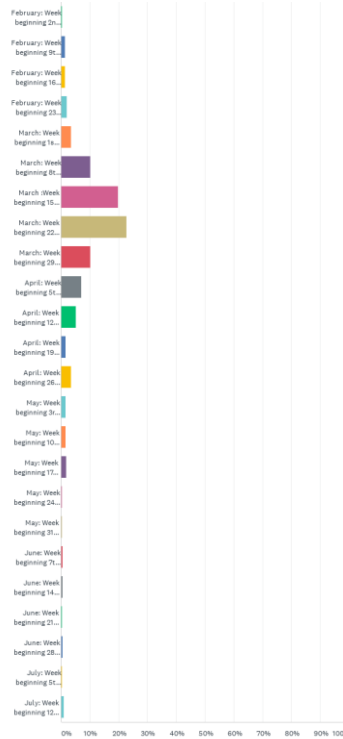
### Q3: What is your ethnic group? (Choose an option that best describes your ethnic group or background)

Answered: 443 Skipped: 4

ANSWER CHOICES	RESPONSES	
Asian or Asian British - Chinese	0.68%	3
Asian or Asian British - Bangladeshi	0.00%	0
Asian or Asian British - Indian	2.93%	13
Asian or Asian British - Pakistani	0.23%	1
Any other Asian background	1.13%	5
Black or Black British - African	2.93%	13
Black or Black British - Caribbean	1.81%	8
Any other Black / African / Caribbean background	0.45%	2
Asian or Asian British and white	0.45%	2
Black or Black British (African) and white	0.23%	1
Black or Black British (Caribbean) and white	1.13%	5
Any other Mixed / multiple ethnic background	1.58%	7
Arab or Arab British	0.68%	3
Latin American/ Latinx or Latin American and British	1.35%	6
Any other ethnic group	0.90%	4
White English / Welsh / Scottish / Northern Irish / British	69.07%	306
White Irish	2.71%	12
White Gypsy or Irish Traveller	0.00%	0
White Polish	0.23%	1
White Portuguese	0.90%	4
Any other White background	9.03%	40
Other	1.58%	7
<b>TOTAL</b>		<b>443</b>

## Q4: Can you remember which week or month your symptoms began?

Answered: 421 Skipped: 26



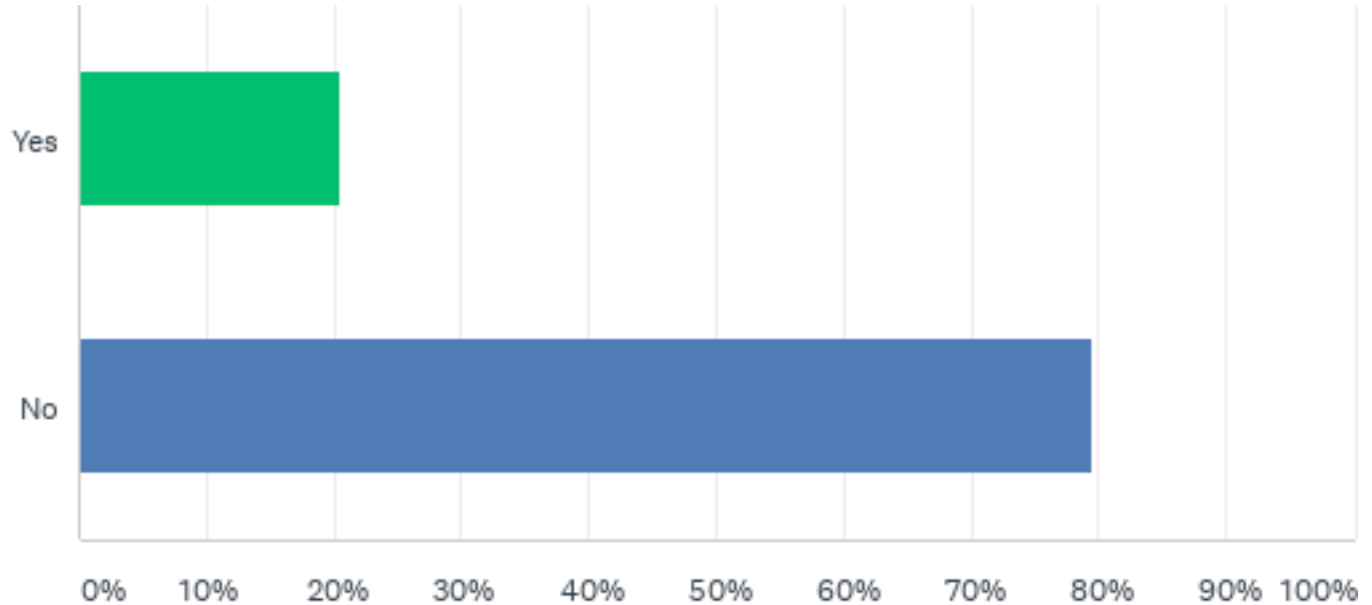
## Q4: Can you remember which week or month your symptoms began?

Answered: 421 Skipped: 26

ANSWER CHOICES	RESPONSES	
February: Week beginning 2nd February	0.48%	2
February: Week beginning 9th February	1.43%	6
February: Week beginning 16th February	1.43%	6
February: Week beginning 23rd February	2.14%	9
March: Week beginning 1st March	3.56%	15
March: Week beginning 8th March	10.21%	43
March :Week beginning 15th March	19.95%	84
March: Week beginning 22nd March	22.80%	96
March: Week beginning 29th March	10.21%	43
April: Week beginning 5th April	7.13%	30
April: Week beginning 12th April	5.23%	22
April: Week beginning 19th April	1.66%	7
April: Week beginning 26th April	3.56%	15
May: Week beginning 3rd May	1.66%	7
May: Week beginning 10th May	1.66%	7
May: Week beginning 17th May	1.90%	8
May: Week beginning 24th May	0.48%	2
May: Week beginning 31st May	0.48%	2
June: Week beginning 7th June	0.71%	3
June: Week beginning 14th June	0.71%	3
June: Week beginning 21st June	0.48%	2
June: Week beginning 28th June	0.71%	3
July: Week beginning 5th July	0.48%	2
July: Week beginning 12th July	0.95%	4
<b>TOTAL</b>		<b>421</b>

## Q5: At the time you were ill did you have a COVID-19 throat swab taken?

Answered: 443 Skipped: 4



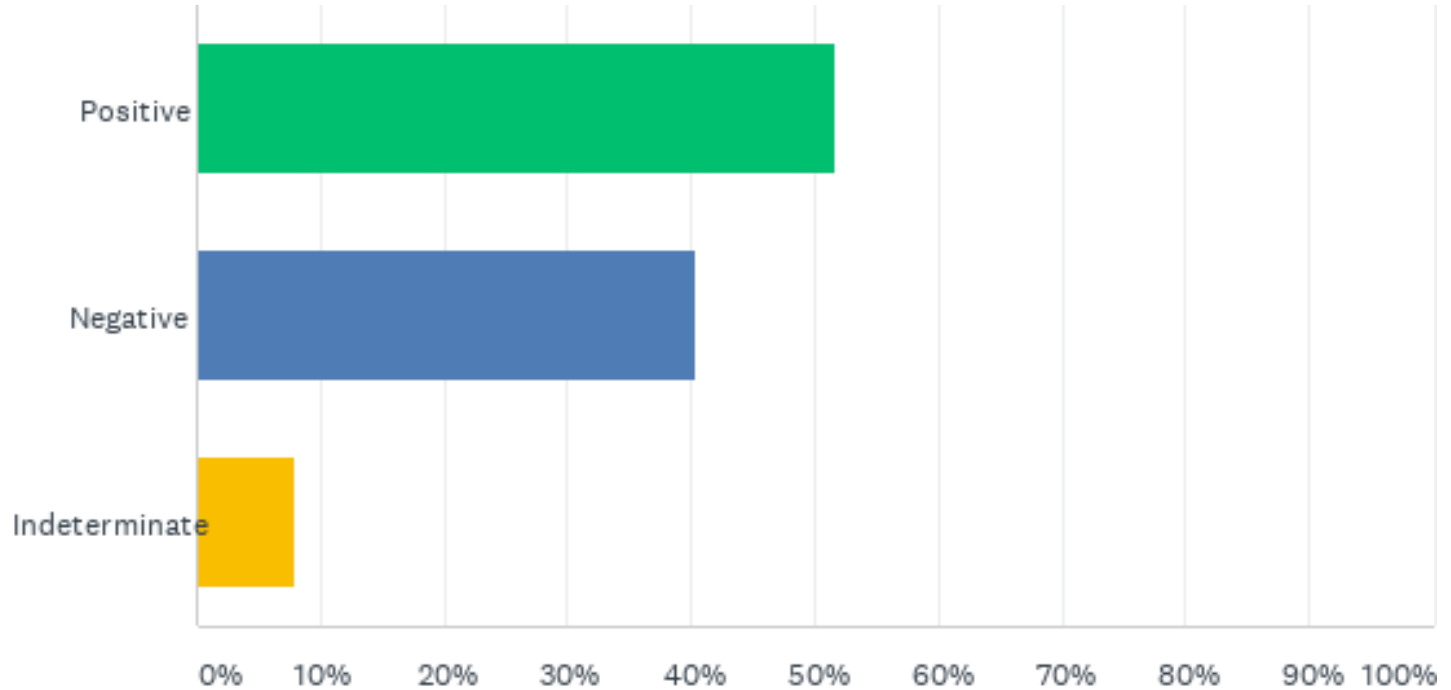
## Q5: At the time you were ill did you have a COVID-19 throat swab taken?

Answered: 443 Skipped: 4

ANSWER CHOICES	RESPONSES	
Yes	20.54%	91
No	79.46%	352
TOTAL		443

## Q6: What was the result?

Answered: 89 Skipped: 358



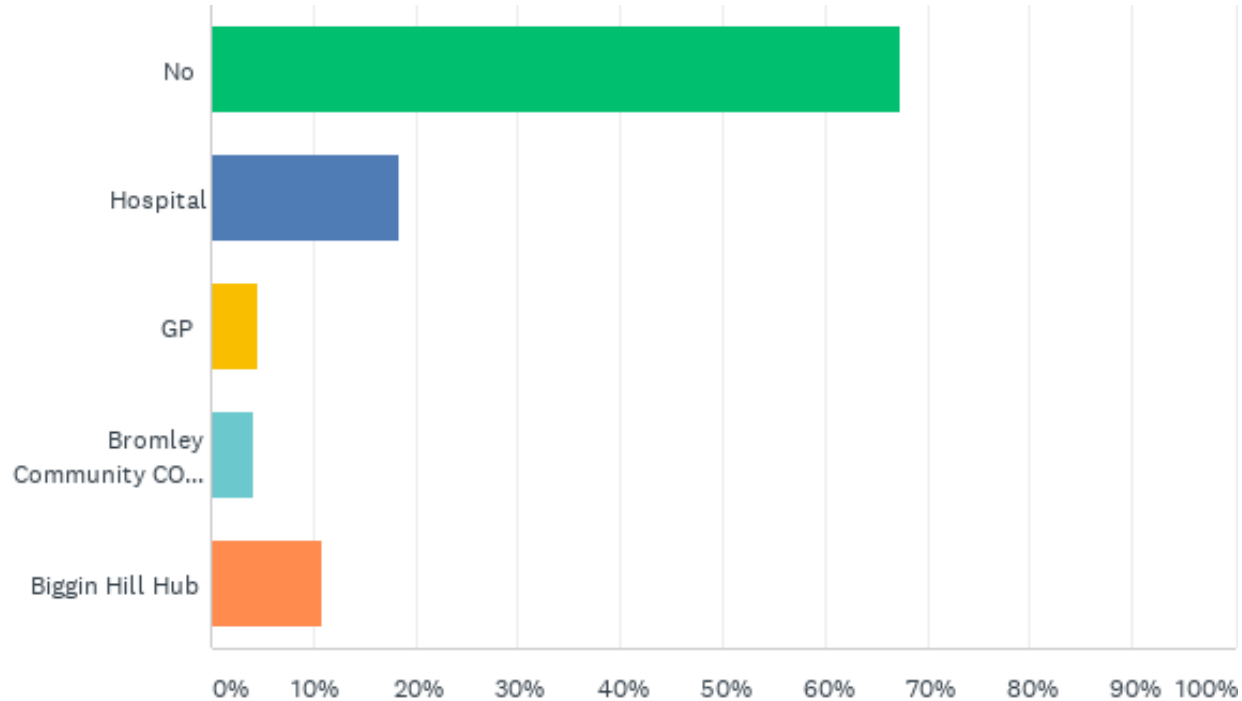
## Q6: What was the result?

Answered: 89 Skipped: 358

ANSWER CHOICES	RESPONSES	
Positive	51.69%	46
Negative	40.45%	36
Indeterminate	7.87%	7
TOTAL		89

**Q7: Were you seen in a face to face consultation because of your COVID-19 either at the hospital or in the community? (Please tick any boxes apply)**

Answered: 429 Skipped: 18





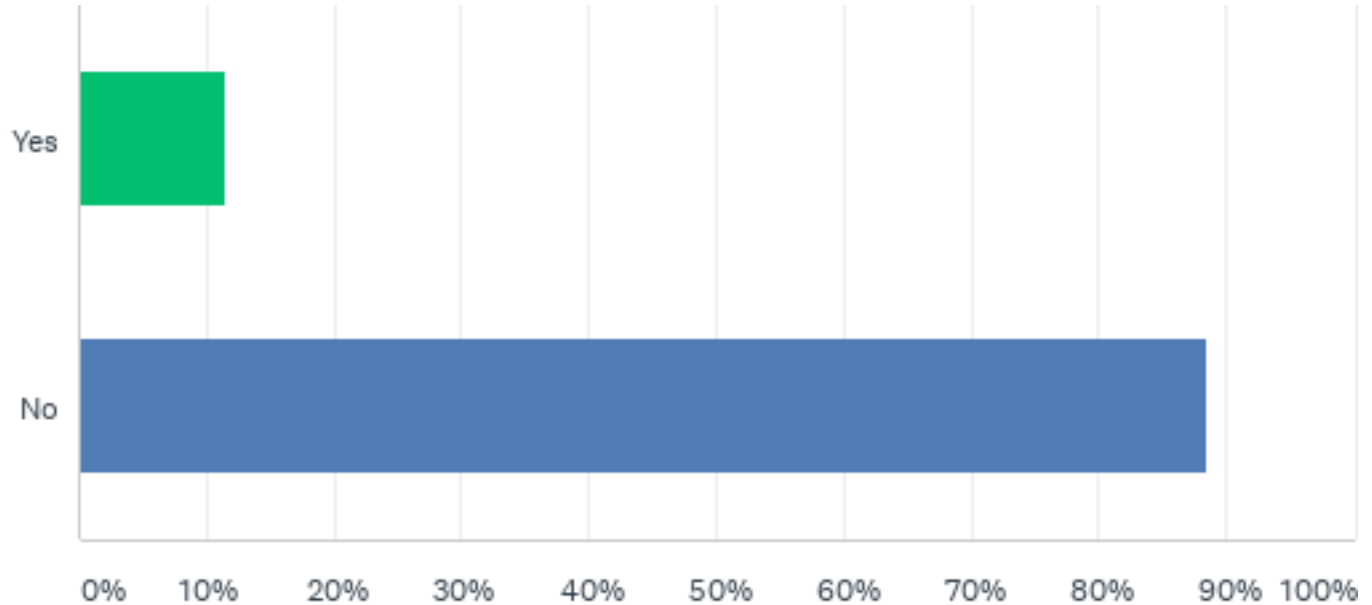
Q7: Were you seen in a face to face consultation because of your COVID-19 either at the hospital or in the community? (Please tick any boxes apply)

Answered: 429 Skipped: 18

ANSWER CHOICES	RESPONSES	
No	67.37%	289
Hospital	18.41%	79
GP	4.66%	20
Bromley Community COVID Monitoring service (home visit)	4.20%	18
Biggin Hill Hub	10.96%	47
Total Respondents: 429		

## Q8: Were you admitted to hospital because of your COVID-19 symptoms?

Answered: 432 Skipped: 15



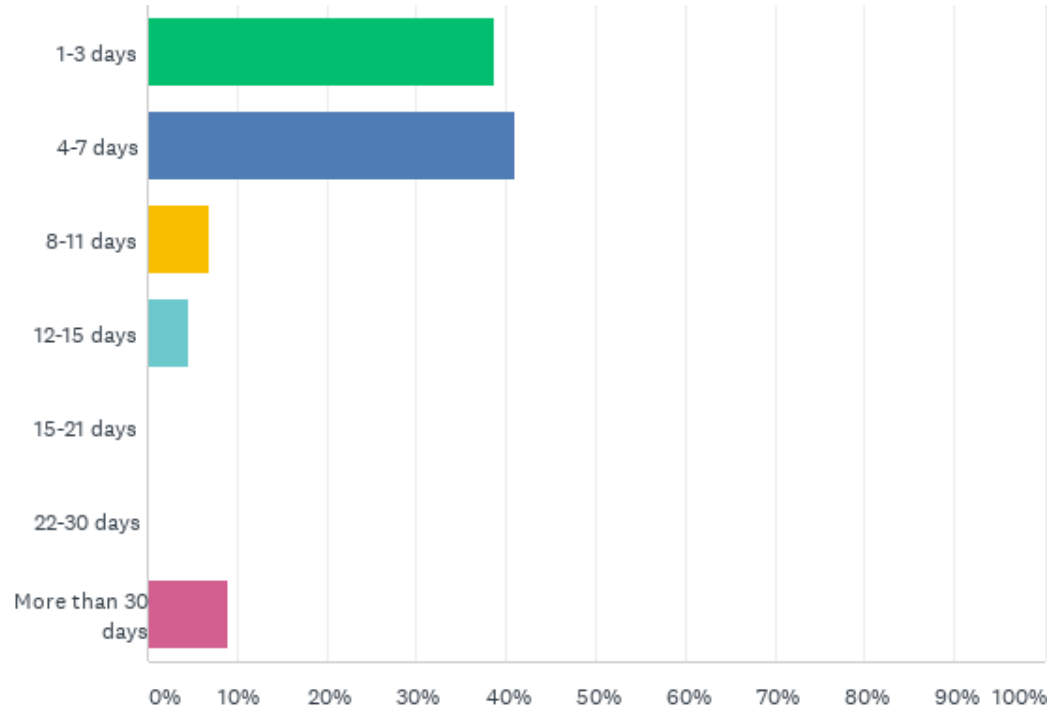
## Q8: Were you admitted to hospital because of your COVID-19 symptoms?

Answered: 432 Skipped: 15

ANSWER CHOICES	RESPONSES	
Yes	11.57%	50
No	88.43%	382
TOTAL		432

## Q9: If you were admitted how long were you an inpatient?

Answered: 44 Skipped: 403



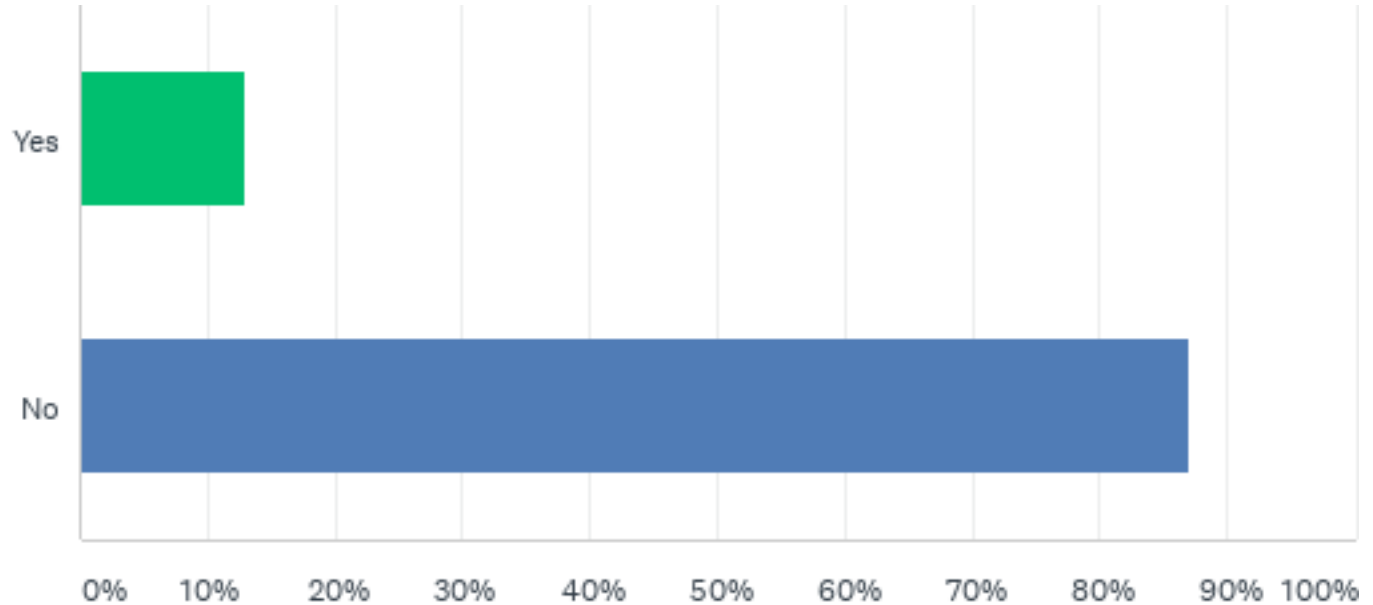
## Q9: If you were admitted how long were you an inpatient?

Answered: 44 Skipped: 403

ANSWER CHOICES	RESPONSES	
1-3 days	38.64%	17
4-7 days	40.91%	18
8-11 days	6.82%	3
12-15 days	4.55%	2
15-21 days	0.00%	0
22-30 days	0.00%	0
More than 30 days	9.09%	4
<b>TOTAL</b>		<b>44</b>

## Q10: Were you admitted to the intensive care unit (ITU)?

Answered: 46 Skipped: 401



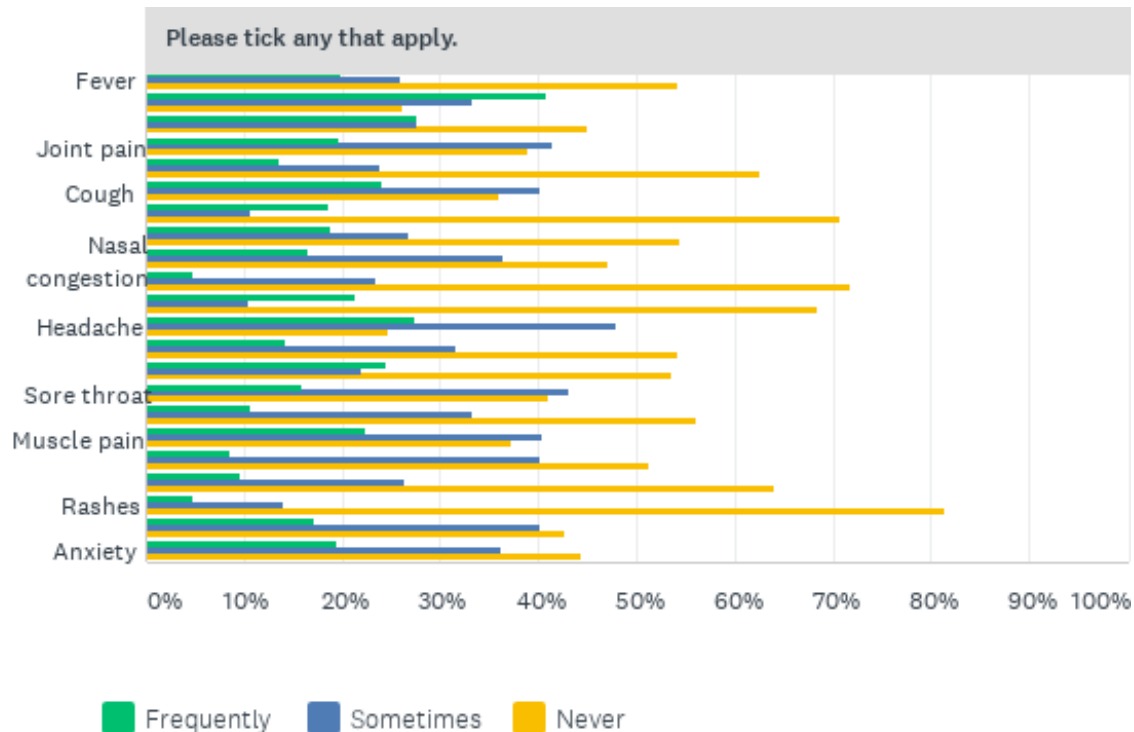
## Q10: Were you admitted to the intensive care unit (ITU)?

Answered: 46 Skipped: 401

ANSWER CHOICES	RESPONSES	
Yes	13.04%	6
No	86.96%	40
TOTAL		46

## Q11: Before you developed COVID-19 did you suffer from any of the following symptoms?

Answered: 332 Skipped: 115





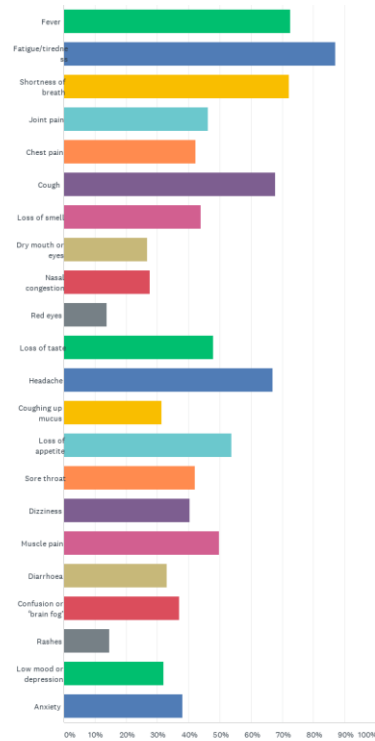
## Q11: Before you developed COVID-19 did you suffer from any of the following symptoms?

Answered: 332 Skipped: 115

Please tick any that apply.				
	FREQUENTLY	SOMETIMES	NEVER	TOTAL
Fever	19.84% 49	25.91% 64	54.25% 134	247
Fatigue/tiredness	40.71% 114	33.21% 93	26.07% 73	280
Shortness of breath	27.55% 73	27.55% 73	44.91% 119	265
Joint pain	19.68% 49	41.37% 103	38.96% 97	249
Chest pain	13.62% 32	23.83% 56	62.55% 147	235
Cough	23.97% 64	40.07% 107	35.96% 96	267
Loss of smell	18.52% 45	10.70% 28	70.78% 172	243
Dry mouth or eyes	18.93% 46	26.75% 65	54.32% 132	243
Nasal congestion	16.53% 39	36.44% 86	47.03% 111	236
Red eyes	4.76% 11	23.38% 54	71.86% 166	231
Loss of taste	21.25% 51	10.42% 25	68.33% 164	240
Headache	27.41% 71	47.88% 124	24.71% 64	259
Coughing up mucus	14.17% 34	31.67% 76	54.17% 130	240
Loss of appetite	24.40% 61	22.00% 55	53.60% 134	250
Sore throat	15.90% 38	43.10% 103	41.00% 98	239
Dizziness	10.68% 25	33.33% 78	55.98% 131	234
Muscle pain	22.45% 55	40.41% 99	37.14% 91	245
Diarrhoea	8.61% 21	40.16% 98	51.23% 125	244
Confusion or 'brain fog'	9.52% 22	26.41% 61	64.07% 148	231
Rashes	4.78% 11	13.91% 32	81.30% 187	230
Low mood or depression	17.13% 43	40.24% 101	42.63% 107	251
Anxiety	19.35% 48	36.29% 90	44.35% 110	248

## Q12: When you contracted COVID-19 what symptoms did you develop? (Please tick any that apply)

Answered: 376 Skipped: 71



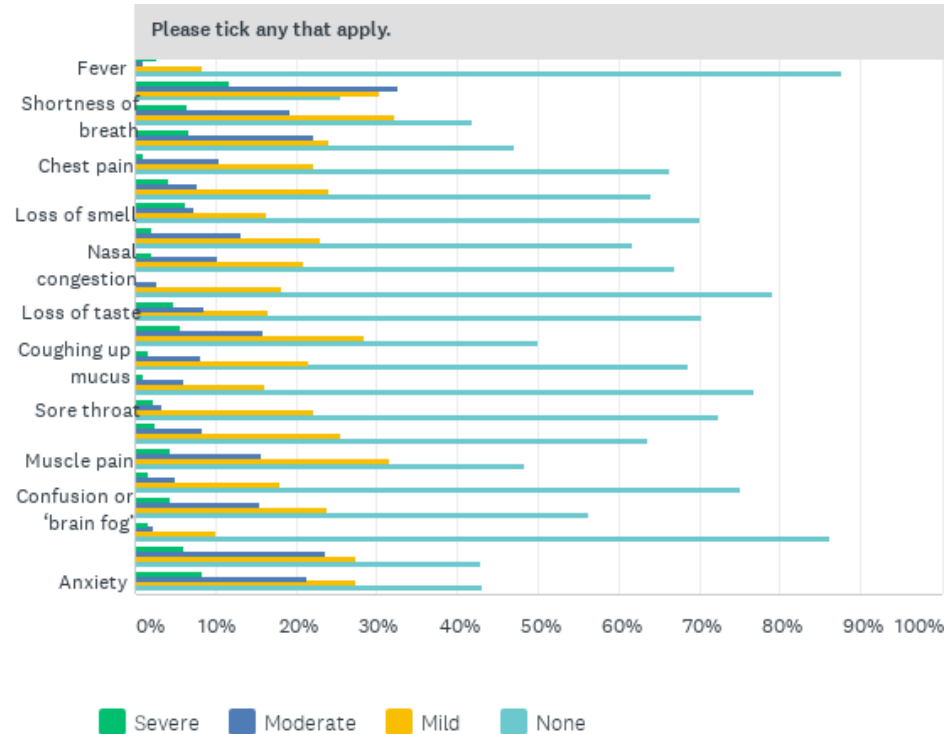
## Q12: When you contracted COVID-19 what symptoms did you develop? (Please tick any that apply)

Answered: 376 Skipped: 71

ANSWER CHOICES	RESPONSES	
Fever	72.61%	273
Fatigue/tiredness	86.97%	327
Shortness of breath	72.07%	271
Joint pain	46.28%	174
Chest pain	42.29%	159
Cough	67.82%	255
Loss of smell	43.88%	165
Dry mouth or eyes	26.86%	101
Nasal congestion	27.66%	104
Red eyes	13.83%	52
Loss of taste	47.87%	180
Headache	67.02%	252
Coughing up mucus	31.38%	118
Loss of appetite	53.72%	202
Sore throat	42.02%	158
Dizziness	40.43%	152
Muscle pain	49.73%	187
Diarrhoea	32.98%	124
Confusion or 'brain fog'	36.97%	139
Rashes	14.63%	55
Low mood or depression	31.91%	120
Anxiety	38.03%	143
Total Respondents: 376		

## Q13: Do you have any of these symptoms now?

Answered: 321 Skipped: 126



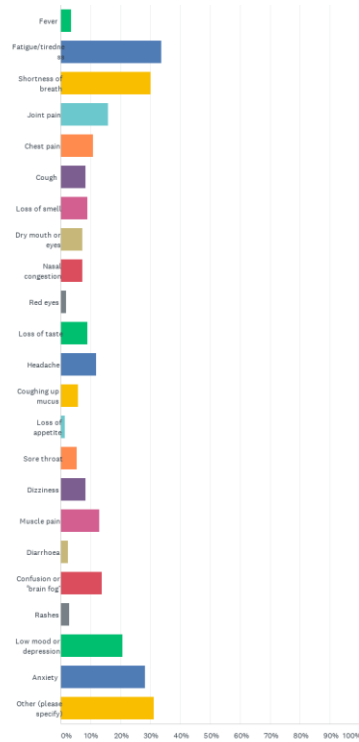
# Q13: Do you have any of these symptoms now?

Answered: 321 Skipped: 126

Please tick any that apply.					
	SEVERE	MODERATE	MILD	NONE	TOTAL
Fever	2.79% 5	1.12% 2	8.38% 15	87.71% 157	179
Fatigue/tiredness	11.63% 30	32.56% 84	30.23% 78	25.58% 66	258
Shortness of breath	6.55% 15	19.21% 44	32.31% 74	41.92% 96	229
Joint pain	6.73% 14	22.12% 46	24.04% 50	47.12% 98	208
Chest pain	1.05% 2	10.53% 20	22.11% 42	66.32% 126	190
Cough	4.10% 8	7.69% 15	24.10% 47	64.10% 125	195
Loss of smell	6.28% 12	7.33% 14	16.23% 31	70.16% 134	191
Dry mouth or eyes	2.09% 4	13.09% 25	23.04% 44	61.78% 118	191
Nasal congestion	2.14% 4	10.18% 19	20.86% 39	66.84% 125	187
Red eyes	0.00% 0	2.76% 5	18.23% 33	79.01% 143	181
Loss of taste	4.79% 9	8.51% 16	16.49% 31	70.21% 132	188
Headache	5.67% 11	15.98% 31	28.35% 55	50.00% 97	194
Coughing up mucus	1.62% 3	8.11% 15	21.62% 40	68.65% 127	185
Loss of appetite	1.10% 2	6.08% 11	16.02% 29	76.80% 139	181
Sore throat	2.21% 4	3.31% 6	22.10% 40	72.38% 131	181
Dizziness	2.60% 5	8.33% 16	25.52% 49	63.54% 122	192
Muscle pain	4.43% 9	15.76% 32	31.53% 64	48.28% 98	203
Diarrhoea	1.69% 3	5.08% 9	18.08% 32	75.14% 133	177
Confusion or 'brain fog'	4.48% 9	15.42% 31	23.88% 48	56.22% 113	201
Rashes	1.67% 3	2.22% 4	10.00% 18	86.11% 155	180
Low mood or depression	6.13% 13	23.58% 50	27.36% 58	42.92% 91	212
Anxiety	8.33% 18	21.30% 46	27.31% 59	43.06% 93	216

## Q14: Do you feel that you need assistance with any of your symptoms now? (Please tick any that apply)

Answered: 202 Skipped: 245



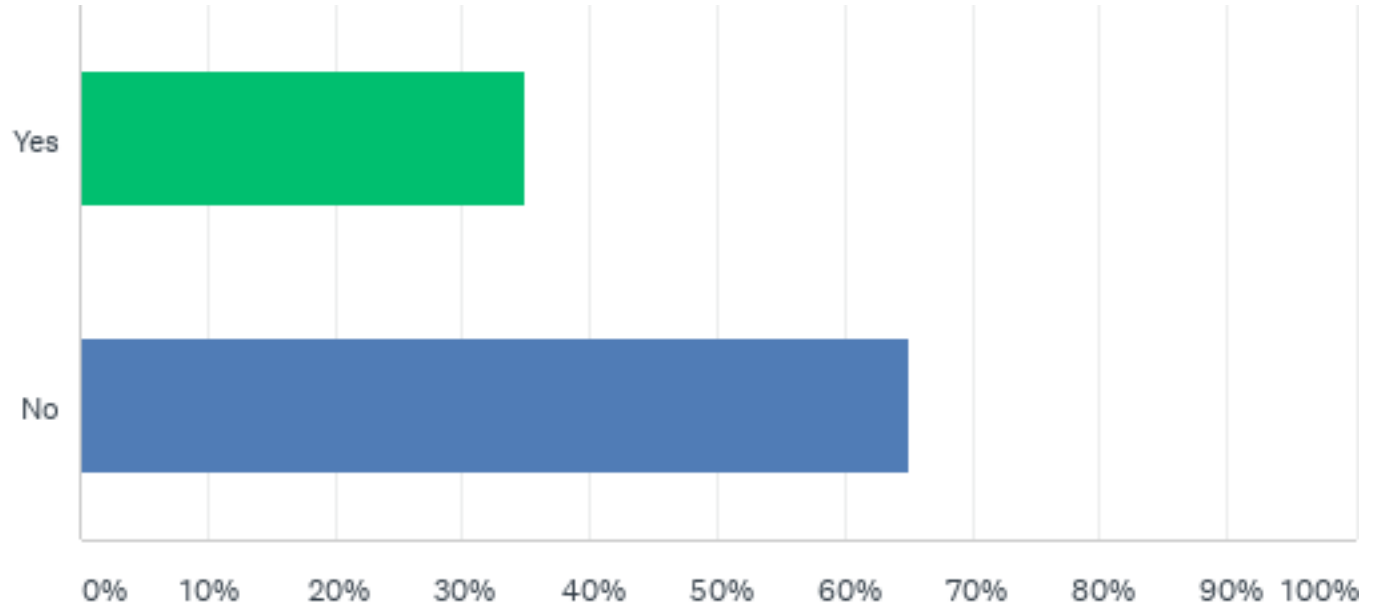
## Q14: Do you feel that you need assistance with any of your symptoms now? (Please tick any that apply)

Answered: 202 Skipped: 245

ANSWER CHOICES	RESPONSES	
Fever	3.47%	7
Fatigue/tiredness	33.66%	68
Shortness of breath	30.20%	61
Joint pain	15.84%	32
Chest pain	10.89%	22
Cough	8.42%	17
Loss of smell	8.91%	18
Dry mouth or eyes	7.43%	15
Nasal congestion	7.43%	15
Red eyes	1.98%	4
Loss of taste	8.91%	18
Headache	11.88%	24
Coughing up mucus	5.94%	12
Loss of appetite	1.49%	3
Sore throat	5.45%	11
Dizziness	8.42%	17
Muscle pain	12.87%	26
Diarrhoea	2.48%	5
Confusion or 'brain fog'	13.86%	28
Rashes	2.97%	6
Low mood or depression	20.79%	42
Anxiety	28.22%	57
Other (please specify)	31.19%	63
Total Respondents: 202		

Q15: Have you received any advice about persistent COVID-19 symptoms (either self help or directly from a medical practitioner)?

Answered: 380 Skipped: 67



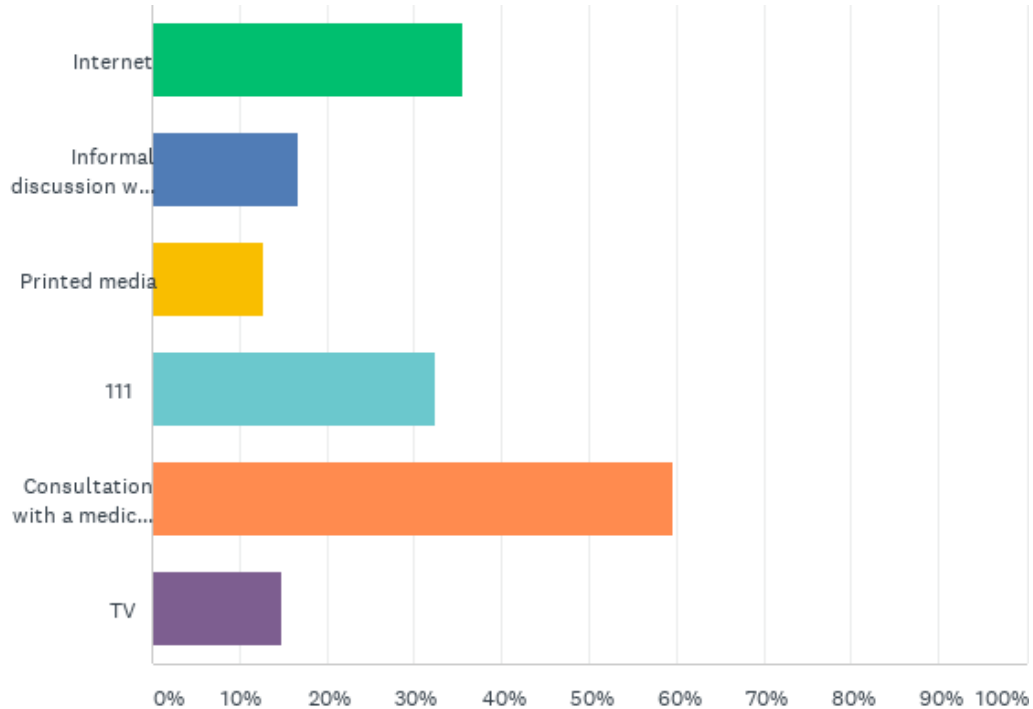


Answered: 380 Skipped: 67

ANSWER CHOICES	RESPONSES	
Yes	35.00%	133
No	65.00%	247
TOTAL		380

## Q16: Where did you get this advice from? (please tick any boxes that apply)

Answered: 203 Skipped: 244



## Q16: Where did you get this advice from? (please tick any boxes that apply)

Answered: 203 Skipped: 244

ANSWER CHOICES	RESPONSES	
Internet	35.47%	72
Informal discussion with family or friends	16.75%	34
Printed media	12.81%	26
111	32.51%	66
Consultation with a medical practitioner	59.61%	121
TV	14.78%	30
Total Respondents: 203		