

# Equipment List

## Postural Equipment

### Perspex Writing Slope

Crossbow Education

[www.crossboweducation.com](http://www.crossboweducation.com)

0845 2697272




Midi Perspex slope – A lightweight, easily transportable slope for confined spaces. Space to store work/pencil case underneath. Ideal for older children.

### Posture Pack


Back In Action

[www.backinaction.co.uk](http://www.backinaction.co.uk)

020 7930 8309



Before



After – with posture pack

The Posture Pack has two parts:

The **Writing Slope** tilts papers and books to the correct angle for reading and writing. It's strong yet light and has a built in carrying handle. It stores both loose and punched papers, and has a removable A4 wallet to transport papers to and from school. The tilted surface improves vision too. It allows the eyes to focus on the whole page at once, something children normally achieve by curling over the desk, creating the habit of writing and reading with their face very close to the paper. (Remember, a young child's focal length is naturally short, so it's inevitable they will get their eyes close to the paper, the answer is to get the paper closer to them!)

The **Seat Wedge** tilts the seat forward to a more comfortable angle for working, making it easier to lean forward to work without slouching. The Seat Wedge fits cleverly inside the Writing Slope to provide a complete portable solution.

### Write Angle Desk Top

Hope Education

[www.hope-education.co.uk](http://www.hope-education.co.uk)

0345 1202055



Most classrooms have flat writing surfaces and although that's standard today, it can result in postural and motor problems, especially for pupils with special needs. The **Write Angle** is a unique piece of apparatus and the result of an extensive research project undertaken in conjunction with handwriting specialists at the Institute of Education, London. Write Angle is a highly regarded desktop writing aid. Used worldwide by teachers and occupational therapists, Write Angle is designed for both children and adults. Size Base: 460 x 470mm.

## **Make-It-Yourself Writing Board**

To make a writing board out of wood, use the following dimensions –

(H) 16cm

(D) 46cm

(W) 47cm

Fix a strip of wood on the bottom at the front to act as a lip to stop it sliding. Dycem or the Write Mat will help to stop the paper sliding.

## **Height Adjustable Bath Step (For Feet!)**

Ability Superstore

[www.abilitysuperstore.com](http://www.abilitysuperstore.com)

0161 8500884



This step is designed as an adjustable height bath step, however is a great foot support. The step comprises four layers which join together allowing the height to be adjusted to suit the individual user. Height of step 100mm (4"), in 25mm (1") increments. Step size 457 x 356mm (18 x 14"). Weight 3.4kg.

## Pens & Pencils

### Egg Chalks

Kidscope Education

[www.kidscopeeducation.co.uk](http://www.kidscopeeducation.co.uk)

### Faber-Castell Grip Pencils

The Dyslexia Shop

[www.thedyslexiashop.co.uk](http://www.thedyslexiashop.co.uk)

01394 671818



Various options available — all are triangular in shape with rubber “soft grip” dots to help a correct and comfortable grip. Dispense the need for pencil grip.

**Tri-Grip jumbo pencils** — jumbo size therefore suitable for younger children.

**Tri-Grip regular pencils** — regular size lead pencils therefore suitable for any age.

### Hand Huggers

[www.anythingleft-handed.co.uk](http://www.anythingleft-handed.co.uk)

[www.berol.co.uk](http://www.berol.co.uk) (to buy in bulk)



Various options available — all have oversized triangular body to help develop a comfortable and correct grip for little hands.

**Hand Huggers lead pencil**

**Hand Hugger colouring pencils**

**Hand Hugger colouring pens**

**Hand Hugger writing pen** — chunky, hard-wearing nib gives slight resistance to the paper so that it gives greater control when first learning to write.

### Light-Up Pen

Fantastic Dyspraxic Shop

[www.fantasticdyspraxic.co.uk](http://www.fantasticdyspraxic.co.uk)

01572 737100

Ideal way to experiment with heavy versus light pressure. Used correctly the light will come on and off with slight variations in writing pressure. Too much tension and constant pressure when writing will cause the pen to light up!



### Stabilo's Move Easy Rollerball Pen

WHSmith

Sainsburys

[www.anythingleft-handed.co.uk](http://www.anythingleft-handed.co.uk)



The funky, freaky pen that looks the part, writes like a dream and is great fun to use. Unusually, the pen has been made with a special left handed version with the grip moulded for a comfortable fit in the left hand. Stabilo's Move Easy glides perfectly over the paper and it can be erased with a fountain pen eraser just like normal fountain pen ink. Supplied with 3 spare refills.

## Vibrating Pens

Southpaw

[www.southpaw.co.uk](http://www.southpaw.co.uk)

0115 7180020

Vibrating pens improve awareness of kinaesthetic feedback from letter formation, i.e. using a vibrating pen provides tactile and proprioceptive input to the hand, reinforcing learning of correct letter formation.

Fun to use as part of a handwriting group!

Turn a straight line into a series of multi-coloured loops, circles, waves, and curves with the Vibrating Pen Set. Clients of all ages will enjoy working with this special motorised pen.

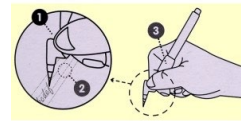


## Yoropen Ballpoint Pen or Pencil

Anything Left Handed

[www.anythingleft-handed.co.uk](http://www.anythingleft-handed.co.uk)

01737 888269



A revolutionary design that makes writing easier.  
What are the benefits?

1. **FINGER SUPPORT:** Prevents fingers from slipping down towards the pen tip. The change of angle allows comfortable and natural writing. It also presents the nib at a better angle for smooth ink flow. It requires very little pressure and reduces writing strain.
2. **VISUAL SPACE:** it is easier to see what you are writing because your fingers do not obstruct your field of vision. This is of particular benefit to left handed writers.
3. **ADJUSTABLE GRIP:** The tripod grip can be rotated to the user's preferred writing position. Left-handers should simply rotate the grip to the left.

## Pencil Grips

### Grippit

0141 336 2200

[www.thegrippit.com](http://www.thegrippit.com)

The Grippit's simple design enables those with poor grip to control and hold a range of implements — pens, pencils, razors, toothbrushes, knives, forks etc. The larger ring is placed on the thumb or finger and the item to be gripped is slotted into the smaller ring.

Suitable for both left or right handed use. The design ensures that it is impossible for the user to drop the implement. Supplied in packs of 6. Available in small (children), medium (ladies) and large (gents).



### The Pencil Grip (Soft)

The TTS Group

0800 1381370

[www.tts-group.co.uk](http://www.tts-group.co.uk)

Encourages writing with full hand/arm action. Pear shaped design promotes correct gripping and prevents finger cramping and user discomfort. Fits any standard pen or pencil. For right or left handed use.



### Tri-Go Grip

The Dyslexia Shop

01394 671818

[www.thedyslexiaishop.co.uk](http://www.thedyslexiaishop.co.uk)

A clever design that allows the fingers to actually touch the writing implement whilst making gripping easier. The grip supports the fingers, reducing muscle fatigue whilst ensuring the writing implement can be gripped comfortably. Suitable for both left and right handed use.



### Triangular Pen/Pencil Grip

The TTS Group

0800 1381370

[www.tts-group.co.uk](http://www.tts-group.co.uk)

Soft grips slip easily onto standard round or hexagonal pencils and most ballpoint pens. Grips form a cushion for the fingers, providing a comfortable, natural hold. Assorted colours.



## Paper

### Raised Line Writing Paper Assortment

The Dyslexia Shop  
01394 671818

[www.thedyslexiashop.co.uk](http://www.thedyslexiashop.co.uk)

Paper with slightly raised lines to provide tactile as well as visual feedback for children who have difficulty staying on the lines. Reinforces the concept of directionality and alignment to improve formation of letters and numbers. Assortment includes 25 sheets of each:

- *Narrow line* (ruled every 9mm (3/8"))
- *Wide line* (ruled every 16mm (5/8") with dotted line in between)
- *Stop-Go* (primary paper with Red lines every 25mm (1") with two Green guidelines in between).



## Rulers

### My First Ruler

The Dyslexia Shop  
01394 671818

[www.thedyslexiashop.co.uk](http://www.thedyslexiashop.co.uk)

Developed especially for small hands and children with co-ordination difficulties. The large, comfortable handle enables children to measure and draw lines with confidence.



### Fingergrip Ruler 12"/30cm

The Dyslexia Shop  
01394 671818

[www.thedyslexiashop.co.uk](http://www.thedyslexiashop.co.uk)

A 12" / 30cm plastic ruler with a raised finger grip along its length that makes the ruler easier to manipulate.



### Left-Handed Rulers

Anything Left Handed

[www.anythingleft-handed.co.uk](http://www.anythingleft-handed.co.uk)

01737 888269

A real asset for drawing precise measurements, because these rulers are scaled from right to left, which is the direction left-handers have to draw a line, so the nib doesn't jar on the paper and hands doesn't cover the measurements.



## Scissors

### Easi-Grip® Scissors

Peta Scissors UK

01376 573476

[www.peta-uk.com](http://www.peta-uk.com)

- Lightweight and easy to use
- Continuous loop plastic handle automatically reopens the scissor when pressure is released.
- Operated by squeezing gently using thumb and fingers, or fingers and palm of the hand
- Blade guard supplied for safety when the scissors are not in use.
- Options include round ended or pointed blade and left and right handed scissors
- Key Stage 2



### Mini-Easy-Grip® Scissors

Peta Scissors UK

01376 573476

[www.peta-uk.com](http://www.peta-uk.com)

- Two thirds of the size of standard Easi-Grip® Scissors
- 30mm round-ended stainless steel blade
- In most cases can be used in either left or right hand
- Reception & Key Stage 1



### Self-Opening Scissors

Peta Scissors UK

01376 573476

[www.peta-uk.com](http://www.peta-uk.com)

- Look like conventional style scissors, but have been fitted with a spring so that the scissor automatically reopens after pressure is released.
- Options include round-ended left and right handed scissors



### Long Loop Scissors

Peta Scissors UK

01376 573476

[www.peta-uk.com](http://www.peta-uk.com)

- Long loop handle allows the strength of middle, ring finger to be used whilst the index finger is placed outside the loop and used for guidance
- Superb control of cutting action.



## Attention

### Move'n'sit

Back In Action

[www.backinaction.co.uk](http://www.backinaction.co.uk)

020 7930 8309

The Move 'n' Sit is an air filled wedge that is similar to sitting on a Gym Ball (or balloon). Used when sitting in a chair, the wedge shape and unevenness of the cushion adds an element of instability, keeping your body in motion and enhancing stomach and back muscles. It is designed to promote active sitting. For the "sensory seeking" child, this cushion will help provide the extra sensory input required to help attention in tasks in hand, reducing fidgetiness.

The Move 'n' Sit Cushion is made of tough durable, latex-free PVC vinyl that is almost indestructible!

**Available in 2 sizes:**

**Junior** (26x26cm) **Senior** (36x36cm)



### Weighted Lap/Neck Snake

Some children find it difficult to sit still due to their sensory needs. Extra weight provided deep pressure touch and calming proprioceptive input. Place one or more "snakes" in the child's lap or drape over shoulders and observe if the child is less restless. Can be used as a substitute when teacher cannot stay right beside the child.

*Instructions for sewing:*

1. Find long tube socks, one for each 'snake'. Alternatively use thick tights or stockings and cut them off about 18" from the toes; serge or whip stitch the cut edges.
2. Fill each sock with four cups of rice or other similar pellets such as pinto beans or split peas.
3. Close up the end of the tube sock by hand or machine, sewing the opening with small sturdy stitches. If desired, draw a simple face on the sewn side of the sock, making the seam "mouth".

### Wheat Bags

Wheaty Bags

[wheatybags.co.uk](http://wheatybags.co.uk)

01254 692432





## Feeding

### Junior Caring Cutlery — Knife, Fork and Spoon

The Complete Care Shop  
[www.completecareshop.co.uk](http://www.completecareshop.co.uk)  
03330 160000

A knife, fork and spoon designed primarily for children. With small utensil heads, these are easy to clean and dishwasher safe. Stainless steel cutlery. Length of handle 102mm (4"). The knife and spoon weigh 24g. The fork weighs 22g. Suitable for infant age children.



### Adult Caring Cutlery

The Complete Care Shop  
[www.completecareshop.co.uk](http://www.completecareshop.co.uk)  
03330 160000

A range of knife, fork and spoon designed primarily for children. With small utensil heads, these are easy to clean and dishwasher safe. Suitable for junior age children.

## Shoe Laces

### Elasticated Shoe Lace Suppliers

- [greeper.com](http://greeper.com)
- [wiggle.co.uk](http://wiggle.co.uk)
- [shoeps.com](http://shoeps.com)
- [completecareshop.co.uk](http://completecareshop.co.uk)
- [essentialaids.com](http://essentialaids.com)



*Execs*



*Flat*

## Multipurpose

### Dycem

NRS Healthcare

[www.nrsheathcare.co.uk](http://www.nrsheathcare.co.uk)


0345 1218111

### Dycem Mat

Dycem has been developed to produce the most effective non-slip material available. It is not sticky, but it grips dry, slippery surfaces, e.g., worktops, trays, floors and tables to prevent movement. It may also be used to enhance grip on jars, handles etc. It can be cleaned in soft, soapy water to retain its properties but is not effective when wet.

### Dycem Reels

Dycem reels come in various sizes and can be cut to size and shape.



## Therapeutic Putty

### Therapeutic Putty

Complete Care Shop

[www.completecareshop.co.uk](http://www.completecareshop.co.uk)

03330 160000

Use soft and medium for infant age, for junior age an increase to firm is an option.

This company sells putty in different quantities.

